



LEARN YOUR ENGLISH-II

CLASS-II



ਸਰਵ ਸਿੱਖਿਆ ਅਭਿਆਨ

ਪੜ੍ਹੋ ਸਾਰੇ ਵਧੋ ਸਾਰੇ

ਸਿੱਖਿਆ ਅਤੇ ਭਲਾਈ ਵਿਭਾਗ, ਪੰਜਾਬ ਦਾ ਸਾਂਝਾ ਉਪਰਾਲਾ



PUNJAB SCHOOL EDUCATION BOARD
S.A.S. NAGAR, MOHALI



© Punjab Government

Edition : 2017.....2,06,000 copies

All rights, including those of translation, reproduction and annotation etc. are reserved by the Punjab Government

Written by : Prof. Achhru Singh, Dr. D.V. Jindal

Vetted by : Prof. Tarsem Bahia

Edited by : Mrs. Manjeet Kaur
Mrs. Surabhi Jaikwal

Designed by : Mr. Gurdip Singh 'Deep'
Mr. Manjit Singh

Cover designby : Mr. Manjit Singh Dhillon

WARNING

1. The Agency-holders shall not add any extra binding with a view to charge extra money for the binding. (Ref. C.I. No. 7 of agreement with Agency-holders).
2. Printing, publishing, stocking, holding or selling etc., of spurious text-books qua text-books printed and published by the Punjab School Education Board is a cognizable offence under Indian Penal Code.

(The textbooks of the Punjab School Education Board are printed on Paper carrying water mark of the Board).



ਪੜ੍ਹੋ ਸਾਰੇ ਵਧੇ ਸਾਰੇ

ਸਿੱਖਿਆ ਅਤੇ ਭਲਾਈ ਵਿਭਾਗ, ਪੰਜਾਬ ਦਾ ਸਾਂਝਾ ਉਪਰਾਲਾ

ਇਹ ਪੁਸਤਕ ਵਿਕਰੀ ਲਈ ਨਹੀਂ ਹੈ।

Published by : Secretary, Punjab School Education Board, Vidya Bhavan Phase 8, Sahibzada Ajit Singh Nagar-160062 & Printed by Vishal Quality Printers, Jalandhar



FOREWORD

Punjab School Education Board has always been engaged in an endeavour to ensure the dissemination of quality education and information to the students of the state. English is both a national and an international language. It is therefore, important that our students do not lag behind in the matter of proficiency in English language at any level or in any field. The Board is, therefore, constantly engaged in revising and updating the teaching materials to be used in the schools of Punjab. English, as is well known, is a compulsory subject from class I onwards. The present book is a part of the series of textbooks in English prepared under the direction of Mrs. Amreeta Gill, Director Academics (retired), Punjab School Education Board. The book has been prepared jointly by Prof. Achhru Singh, Head, Deptt. of English, Desh Bhagat University, Mandi Gobindgarh and Dr. D.V. Jindal, External Faculty Member of English and Foreign Languages, Hyderabad; vetted by Prof. Tarsem Bahia, Principal (Retd.), A.S. College, Khanna and edited by Mrs. Manjeet Kaur, Director Academics, Punjab School Education Board. It is hoped that the books developed as per the recommendations of NCF 2005 and Punjab Curriculum Framework, 2013 will go a long way in helping our students to develop deep interest in the language and use it in daily life with confidence. An attempt has been made to base the books on the functional use of the language, taking care of pedagogical needs and making them interesting, graded and controlled at all levels.

We would gratefully welcome comments and suggestions from teachers, experts and users of the book for any further improvement.

CHAIRMAN

Punjab School Education Board



CONTENTS

Lesson No.	Name of Lesson	Page No.
1.	Revision of Alphabet	01
2.	Cursive Writing	12
3.	Vowel and Consonant Letters	21
4.	Noun-Number and Gender	24
5.	Conversation	30
6.	My Computer	35
7.	Foolish Goats, Wise Goats	36
8.	The Clever Crow	37
9.	The Good Dog	38
10.	Baby Beds	39
11.	The Laughing Boy	41
12.	The Dove and the Bee	42
13.	The Best Wings	43
14.	Good Boy	44
15.	My Birthday Gift	45
16.	Simple Composition	52
17.	My School	54
18.	Months of the Year	57
19.	Good Habits and Good Manners	58
20.	Baa-Baa, Black Sheep	59
21.	Quick Revision and Test Exercises	60



LESSON - 1

Revision of Alphabet



ENGLISH ALPHABET (CAPITAL)

A	B	C	D	E	F	G
H	I	J	K	L	M	N
O	P	Q	R	S	T	U
V	W	X	Y	Z		



ENGLISH ALPHABET (SMALL)

a	b	c	d	e	f	g
h	i	j	k	l	m	n
o	p	q	r	s	t	u
v	w	x	y	z		



One letter, three words

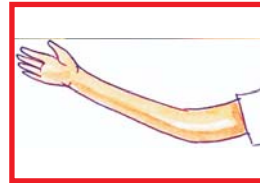
Aa



Apple



Ant



Arm

Bb



Boy



Banana

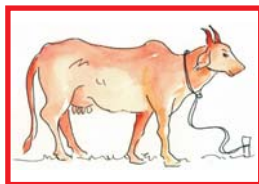


Balloon

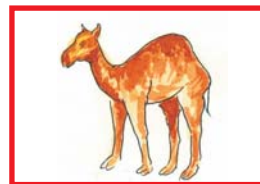
Cc



Cat




Cow



Camel




Dd



Dog



Doll




Donkey


Ee



Eye



Egg



Elephant

Ff



Fan



Fish



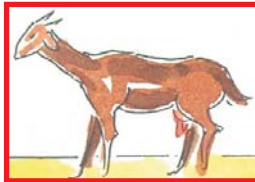
Foot




Gg



Girl



Goat



Grapes

Hh



Hen



Hut



Horse

I i



Ice Cream



Ice



Inkpot



J j



Jug



Joker



Jeep

K k



Kite



Key



King


L l



Lamp



Leg



Lion



Mm



Mug



Mango

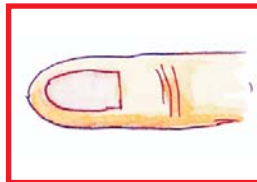


Man

Nn



Nest



Nail



Nurse


Oo



Orange



Owl



Ox



P p



Pigeon



Parrot



Peacock

Q q



Queen



Quilt



Queue


R r



Rose



Rat



Rabbit



S s



Star



Ship



Sun

T t



Table



Tap



Train

U u



Umbrella



Urn



Umpire



V v



Van



Vest



Vegetable

W w



Watch



Window



Wheel

X x



X-mas Tree



X-ray




Xylophone



Y y



Yak



Yolk



Yacht

Z z



Zebra



Zip



Zoo



Activity

**Make as many letters of
English Alphabet as possible
with your fingers and hands.
Start with the letter 'A'.**

(The teacher will involve the whole class and lead)



1-E

Read and Enjoy the Poem

After a Bath

After my bath,
I try, try, try;
To wipe myself,
Till I'm dry, dry, dry.

Hands to wipe,
And fingers and toes;
And two wet legs,
And a shiny nose.

Just think how much
Less time I'd take,
If I were a dog,
And could shake, shake, shake.

Alien Fisher





LESSON - 2

Cursive Writing

Note for the Teachers: Like simple capital and small letters of English Alphabet, there are capital and small cursive letters. The word 'cursive' refers to the handwriting which is running. In cursive writing, the words are formed by joining the letters together. Thus, for the purpose of writing, it is these cursive letters which are mainly used.

The teacher should teach the students these cursive letters *by parts* and *with due practice*.



Cursive Letters - Capital

A B C D E F G

H I J K L M N

O P Q R S T U

V W X Y Z



2-B

Cursive Letters (Capital)

Trace the dotted letters below and practise them in your note book:

<i>A</i> <i>A</i> <i>A</i>	<i>B</i> <i>B</i> <i>B</i>
<i>C</i> <i>C</i> <i>C</i>	<i>D</i> <i>D</i> <i>D</i>
<i>E</i> <i>E</i> <i>E</i>	<i>F</i> <i>F</i> <i>F</i>
<i>G</i> <i>G</i> <i>G</i>	<i>H</i> <i>H</i> <i>H</i>
<i>I</i> <i>I</i> <i>I</i>	<i>J</i> <i>J</i> <i>J</i>
<i>K</i> <i>K</i> <i>K</i>	<i>L</i> <i>L</i> <i>L</i>




M M M	N N N
O O O	P P P
Q Q Q	R R R
S S S	T T T
U U U	V V V
W W W	X X X
Y Y Y	Z Z Z






2-C

Cursive Letters (Small)



2-D

Trace the dotted letters below and practise them in your note book:





i i i

j j j

k k k

l l l

m m m

n n n

o o o

p p p

q q q

r r r

s s s

t t t

u u u

v v v

w w w

x x x

y y y

z z z





Cursive Letters (Capital and Small)

Trace the dotted letters below and practise them in your note book:

A A A

a a a

B B B

b b b

C C C

c c c

D D D

d d d

E E E

e e e

F F F

f f f

G G G

g g g



H	H	H	h	h	h
I	I	I	i	i	i
J	J	J	j	j	j
K	K	K	k	k	k
L	L	L	l	l	l
M	M	M	m	m	m
N	N	N	n	n	n
O	O	O	o	o	o





P P P	p p p
Q Q Q	q q q
R R R	r r r
s s s	s s s
T T T	t t t
U U U	u u u
V V V	v v v



W W W	w w w
x x x	x x x
y y y	y y y
z z z	z z z

Write in cursive letters :

1. Your name:

2. Your father's name:

3. Your mother's name:





LESSON - 3

Vowel and Consonant Letters

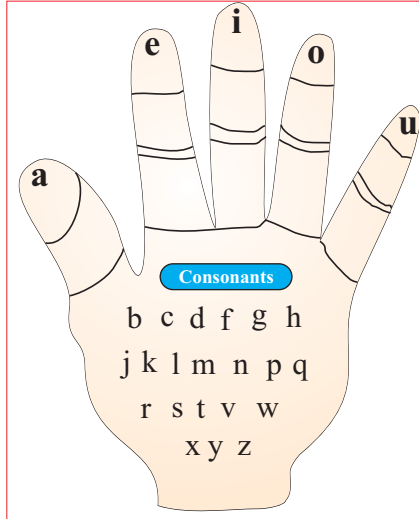
Use of 'a' and 'an'

The letters a, e, i, o, u are called vowel letters. All other letters are called consonant letters. The vowel letters have their independent sounds like the consonant letters but these are also used to join different letters to form meaningful words.

We use 'an' before a singular noun that begins with a **vowel sound** and 'a' before a singular noun that begins with a **consonant sound**. Both 'a' and 'an' give the sense of *any one*.

In simple words, we can say that 'an' is used before a singular noun beginning with the sounds produced by first three letters of the Punjabi Alphabet, (ਓ, ਅ, ਏ). Before all other singular nouns, students should use 'a'.

Here are some examples:



3-A Use of 'a'

A boy	A girl	A man	A woman
A book	A pen	A pencil	A dog
A cat	A rat	A hat	A mat
A fly	A lion	A snake	A fan
A tubelight	A bed	A house	A shop

**3-B****Use of 'an'**

An apple	An orange	An arm	An eye
An ear	An elephant	An egg	An inkpot
An insect	An arrow	An umbrella	An axe
An animal	An actor	An owl	An ox

3-C**Exercise for practice:****I. Put 'a' or 'an' before the given words:**

- | | |
|------------------|----------------|
| 1. apple | 7. ear |
| 2. elephant | 8. mug |
| 3. lion | 9. ant |
| 4.rat | 10. jug |
| 5. arm | 11. arrow |
| 6.shop | 12. egg |

II. Fill in the blanks with 'a' or 'an':

- I have pen and inkpot.
- I saw tiger and elephant.
- There was egg in the nest.
- Take umbrella with you.
- There was rat on the mat.
- I saw fox and owl.
- He has book and notebook.
- Give me banana.
- I have apple and orange.
- Give me cup and spoon.



Activity : Riddles

Who am I?


(Match the answer with the Riddles)

1. My name begins with C,
I always mew.
I have a moustache,
My eyes are blue.
Who am I?



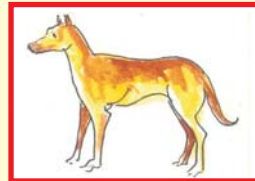
Hen

2. My name begins with H,
I am mother of chickens.
I lay the eggs,
Used in the kitchens.
Who am I?



Lion

3. I am the king of the jungle,
I roar so loud.
You can see me in the zoo,
I am so proud.
Who am I?



Dog

4. My name begins with D,
I bark so loud.
I shake my tail,
When you come around.
Who am I?



Parrot

5. Green is my colour,
Red is my beak.
I fly in the sky,
You can make me speak.
Who am I?



Cat



LESSON - 4

Noun - Number and Gender

4-A

Singular and Plural Nouns

All things, persons and places have names which are called **Nouns**. The noun that refers to only one person, place or thing is called a **Singular Noun**. The noun that refers to more than one person, place or thing is called a **Plural Noun**. Given below are some simple singular and plural nouns which the students should be made to learn by heart.

(I) By adding 's' to the singular:

Singular

(one)

boy



fan



hen



cat



cow



chair



girl



bed



rat



star



Plural

(more than one)

boys



fans



hens



cats



cows



chairs



girls



beds



rats



stars





	Singular <i>(one)</i>	Plural <i>(more than one)</i>	Singular <i>(one)</i>	Plural <i>(more than one)</i>
II.	By adding 'es' to the singular			
	glass	glasses	class	classes
	watch	watches	match	matches
	box	boxes	fox	foxes
	potato	potatoes	tomato	tomatoes
III.	By changing 'y' into 'ies'			
	army	armies	city	cities
	story	stories	glory	glories
	fly	flies	sky	skies
	baby	babies	lady	ladies
IV.	By changing 'f' or 'fe' into 'v' and adding 'es'			
	life	lives	knife	knives
	calf	calves	wolf	wolves
	leaf	leaves	thief	thieves
V.	By changing inside vowel(s) of the singular:			
	man	men	woman	women
	foot	feet	tooth	teeth
	mouse	mice	louse	lice
VI.	By adding 'en' or 'ren' to the singular:			
	ox	oxen	child	children
VII.	By forming a new word:			
	this	these	that	those
	I	we	he/she	they



Exercise for practice:

Make plurals of the following:

turban	_____	shirt	_____
cap	_____	hand	_____
nail	_____	finger	_____
book	_____	pencil	_____
tooth	_____	foot	_____
man	_____	woman	_____
child	_____	baby	_____
knife	_____	life	_____
leaf	_____	tree	_____
tubelight	_____	pillow	_____

Write 'S' after a singular noun and 'P' after a plural noun:

hen	_____	cows	_____	tables	_____
chair	_____	foxes	_____	watch	_____
babies	_____	feet	_____	leaf	_____
tooth	_____	ox	_____	children	_____
men	_____	tomato	_____	glass	_____
fans	_____	knife	_____	bed	_____



4-B

Gender

All living beings belong either to the male or to the female sex. Thus we have **Male** and **Female Genders**. The male gender is called **Masculine Gender** and the female gender is called **Feminine Gender**.



A noun that can be used for both male and female sexes is said to be of **common gender**. Nouns like child, parent, friend, student, teacher, cousin etc. are nouns of common gender.

A noun that refers to a thing and is neither male nor female is said to be of the **neuter gender**. All non-living things like book, pen, tree, chair, table etc. come under the neuter gender. Students should be taught to learn opposite genders of the given nouns.



Masculine

(male)

man
grandfather
brother
uncle
husband
horse
dog
he

Feminine

(female)

woman
grandmother
sister
aunt
wife
mare
bitch
she

Masculine

(male)

boy
father
son
nephew
king
bull
cock
his/him

Feminine

(female)

girl
mother
daughter
niece
queen
cow
hen
her



Exercise for practice

Mark Right (✓) after the correct pair and Wrong (✗) after the incorrect pair:

	Masculine		Feminine	
1.	brother	-	sister	()
2.	horse	-	cow	()
3.	cock	-	bitch	()
4.	he	-	her	()
5.	uncle	-	nephew	()
6.	bull	-	cow	()
7.	husband	-	queen	()
8.	man	-	mother	()

Change the gender in the given sentences:

1. My brother plays football.

Ans. _____

2. My uncle loves his son.

Ans. _____

3. The king has a horse.

Ans. _____

4. The dog saw a cock.

Ans. _____

5. The son loves the mother.

Ans. _____

6. My sister saw a bull.

Ans. _____




4-C

Read and Enjoy

ONE, TWO, THREE, FOUR, FIVE

One, two, three, four, five
Once I caught a fish alive.

Six, seven, eight, nine, ten,
Then I let it go again.



Why did you let it go?
Because it bit my finger so.

Which finger did it bite?
The little finger on the right.



LESSON - 5

Conversation

5-A

Tick (✓) the right answer and speak loudly:

1. What do you say to your teachers in the morning?

Ans: Good morning/ Good night

2. What will you say when you meet somebody in the evening?

Ans: Good night/ Good evening

3. What will you say when somebody is going on a journey?

Ans: Happy journey/ Happy birthday

4. What will you say when someone wins a game or passes an examination?

Ans: Congratulations/ Excuse me

5. What will you say when you hurt someone?

Ans: Thank you/ Sorry

6. What will you say when you ask for something ?

Ans: Thank you/ Please

7. How will you wish your friend on his/ her birthday?

Ans: Happy birthday/ Happy journey

8. What will you say when you want to praise someone?

Ans: Very good/ Hello

9. How do you greet when you meet someone?

Ans: Hello/ Bye



10. What will you say when you are going away?

Ans: Bye/ Hello

11. What do you say to your parents at night?

Ans: Good night/ Good evening

12. How many days are there in a week?

Ans: Eight/ Seven

13. How many months are there in a year?

Ans: Twelve/ Ten

14. Which is our national bird?

Ans: Peacock/ Parrot

15. What do you sleep on?

Ans: Chair/ Bed

16. What is the colour of Milk?

Ans: White/ Blue

17. What is the colour of sky?

Ans: Brown/ Blue

18. What is the colour of blood?

Ans: Red/ Green

19. What does the sun give us?

Ans: Light and heat/ Water and air

20. When someone helps you, what should you say?

Ans: Thank You/ Sorry



5-B

Tick (✓) the right answer and speak loudly:

1. Who makes pitchers and pots?
a. Potter b. Soldier
2. Who makes a table?
a. Shopkeeper b. Carpenter
3. Who makes a house?
a. Mason b. Student
4. Who makes gold ornaments?
a. Goldsmith b. Blacksmith
5. Who grows crops in the fields?
a. Farmer b. Potter
6. Who looks after a garden?
a. Manager b. Gardener
7. Who teaches in a school?
a. Teacher b. Student
8. Who rings the bell?
a. Peon b. Nurse
9. Who treats the patients?
a. Doctor b. Lawyer
10. Who runs a bus?
a. Driver b. Conductor
11. Who sews the clothes?
a. Waiter b. Tailor
12. Who brings letters?
a. Policeman b. Postman
13. Who paints the pictures?
a. Hunter b. Painter
14. Who cooks the food?
a. Cook b. Waiter
15. Who mends the shoes?
a. Mason b. Cobbler



5-C

Answer the following questions:

1. What is your name?

Ans: _____

2. How old are you?

Ans: _____

3. What is your date of birth?

Ans: _____

4. In which class do you read?

Ans: _____

5. Who is your class teacher?

Ans: _____

6. What is your father's name?

Ans: _____

7. What is your mother's name?

Ans: _____

8. What is the name of your village/city?

Ans: _____

9. At what time do you get up in the morning?

Ans: _____



Activity:

The teacher will involve the whole class in this activity and repeat it whenever he/she feels like.

**If you are happy and you know it,
And you really want to show it,
Clap your hands 1-2-3, 1-2-3.**

**If you are happy and you know it,
And you really want to show it,
Click your fingers 1-2-3, 1-2-3.**

**If you are happy and you know it,
And you really want to show it,
Pat your cheeks 1-2-3, 1-2-3.**

**If you are happy and you know it
And you really want to show it,
Stamp your feet 1-2-3, 1-2-3.**

**If you are happy and you know it,
And you really want to show it,
Say hurrah! 1-2-3, 1-2-3.**

**If you are happy and you know it,
And you really want to show it,
Jump up High, Jump up High.**



LESSON - 6

My Computer



I am the **Monitor**,
Your work you can see.

I am the **Mouse**,
I don't eat cheese.



I am the **Keyboard**,
with letters on the Keys.

I am the **Headphones**,
Be careful please.



I am the **C.P.U**,
My brain you will
use today.

Put all these parts
together, get ready,
it's time to **Play**.






LESSON - 7


Short Story

Foolish Goats, Wise Goats

**Two foolish goats A and B,
Met on a bridge but failed to cross.**



**Two wise goats C and D,
One sat down, the other crossed.**



**Love wins all; do not fight.
Hip, hip, ha! hip, hip, ha!**



LESSON - 8

Short Story

The Clever Crow

Once there was a crow. He was very thirsty. He flew from place to place in search of water but could not find it.

At last, he saw a jug of water and came down to it. But the water in it was very low. His beak could not reach it. He tried to overturn the jug but could not. Suddenly, he saw a child drinking 'Frooti' with a straw. As soon as the child threw away the straw, the clever crow picked it up.



He put one end of the straw in his beak and its other end into the jug. Then he sucked into the straw and drank water. Thus, the clever crow quenched his thirst and flew away.

Moral: Where there is a will, there is a way.

Say 'Yes' or 'No'

1. The crow was thirsty. ()
2. The jug was full of water. ()
3. The crow was clever. ()
4. The crow quenched his thirst. ()



LESSON - 9

Short Story

The Good Dog

There was a dog. His name was Tommy. He was very good. One day, he was very hungry. He went in search of food. At last, he found a bone with meat. He wanted to eat it at a lonely place.



On the way, he saw an old dog. It was lying on the road side. It looked ill and hungry. The good dog gave his piece of meat to that old dog. He was coming back, smiling and smiling. On his way back, he found two pieces of meat. He ate them and felt happy.

Moral : Goodness is always rewarded.

Say 'Yes' or 'No'

1. The name of the good dog was Tommy ()
2. The dog was hungry. ()
3. The dog found a piece of bread. ()
4. On the way, the dog saw an old dog. ()



LESSON - 10

9-A

Read and Enjoy the Poem

Baby Beds

Little lambs, little lambs,

Where do you sleep?

'In the green meadow

With mother sheep.'

Little birds, little birds,

Where do you rest?

'Close to our mother

In a warm nest.'

Baby dear, baby dear,

Where do you lie?

'In my warm bed

With mother close by.'





9-B

Activity : Riddles

What am I?


(Match the answer with the Riddles)

1. I am red and round,
My taste is sweet.
Good for your health,
Come and eat.
What am I?



Fan

2. I run round and round,
Look up and see.
I give cool air,
And make you feel free.
What am I?



Apple

3. My name begins with P,
Everything I write.
Keep me with love,
I am beautiful and bright.
What am I?



Eye

4. I am on your face,
With me you see.
Dust I don't like.
Always keep me safe.
What am I?



Tree

5. I am big and tall,
Of branches and leaves made.
Come and sit under me,
To enjoy cool shade.
What am I?



Pen



LESSON - 11

Short Story

The Laughing Boy



Once there was a boy. His name was Pat. He had a habit of laughing at every small thing. One day, he went to a bank with his mother. When she was depositing money, three robbers entered the bank. They opened fire.

All the people in the bank got scared. Suddenly, Pat started laughing loudly. The robbers thought that there must be some trap laid for them. They were puzzled. In the meantime, the guards came and caught them.

The robbers were handed over to the police. Everybody praised Pat. When his mother asked him why he laughed, he replied, "The mole on one of the robber's face was very funny."

Say 'Yes' or 'No'

1. One day Pat went to school with his mother. ()
2. Five robbers entered the bank. ()
3. Pat laughed to see the robbers. ()
4. Everybody praised Pat. ()



LESSON - 12

Short Story

The Dove and the Bee

Once a bee fell into a stream. It was about to be drowned. A dove was sitting on a nearby tree. It saw that the bee was in trouble. At once, it plucked a leaf from the tree and threw it



near the bee. The bee climbed on the leaf and its life was saved. It dried its wings and flew away. It was grateful to the dove for its kindness.

After a few days the bee saw that a hunter was aiming at the dove with his gun. The dove's life was in danger. The bee wanted to help the dove. So, it flew towards the hunter and stung his hand. The hunter missed the aim. In this way, the life of the dove was saved and it flew away.

Moral : Do good, have good.

Say 'Yes' or 'No'

1. The dove threw a leaf near the bee. ()
2. The bee was drowned in the stream. ()
3. The hunter aimed at the dove. ()
4. The life of the dove was saved. ()




LESSON - 13

Short Story

The Best Wings

There was a sparrow named Sippy. She did not like her wings. One day, she went to God and prayed for a new pair of wings. God gave her the wings of a parrot, a dove and a crow turn



by turn. Sippy tried every pair. But every time she felt that these were too heavy for her. Then God gave her a new pair of wings. Sippy said these suited her the best. These were her own wings.

Moral: Your own wings are the best for you.

Write the answers in your note- book:

1. Who was Sippy?
2. Did Sippy like her wings?
3. Why did she go to God?
4. Which wings suited her the most?
5. What is the moral of the story?



LESSON - 14

Read and Enjoy the Poem

Good Boy

There was a boy,
His name was Joy.
He danced with music,
And played with a toy.

His face was bright,
His hands were clean.
His shirt was white,
And his cap was green.

Early did he wake,
Early did he sleep.
Always was he smiling,
Never did he weep.

He obeyed every elder,
And ate fresh food.
Everybody loved him,
And called him good.



Say which of the statements given below are 'Right' and which are 'Wrong':


1. The name of the boy was Joy.
2. He played with music.
3. The hands of the boy were clean.
4. The shirt of the boy was green.
5. The boy woke up late.
6. The boy ate fresh food.



LESSON - 15

My Birthday Gift

Last Sunday was my birthday. My uncle gave me a bicycle on my birthday. Its colour is red. Its wheels go round and round. I ride my bicycle in the park. I ride it on the playground. I ride it to my friend's house. My friends say, "Ride it fast." But mummy says, "Ride it slow."



I ride my bicycle wherever I go. I can take it up and down. I can take it near and far. When I am sad, it makes me happy. When I cry, it makes me laugh. I love my bicycle.



14-A

Understanding the lesson

1. Answer the following:

Question : What did you get on your birthday?

Answer : I got afor my birthday.

Question : What is the colour of your bicycle?

Answer : The colour of my bicycle is.....

Question : Who asks you to ride slow?

Answer :asks me to ride slow.

Question : Who gave you the bicycle.

Answer :gave me the bicycle.

Fill in the blanks with the opposites of the following words. Pick the opposites from the lesson.

1. near

2. up

3. sad

4. fast

5. cry




14-B

Use of 'in', 'on', 'under', 'near' and 'behind'



The bag is **on** the table.




The boy is hiding **behind** the tree.




The cat is **in** the bucket.



The dog is **under** the table.



The lamp is **on** the table.



The boy is **near** the girl.



Use of 'in', 'on', 'under', 'near' and 'behind'




The book isthe chair.



The lion isthe cage.



Rita is sittingthe bench.



The rabbit isthe ball.




The rat isthe bed.



The man isthe car.



The bat isthe table.



The tree isthe wall.



Read the following sets of jumbled words and rearrange them to make meaningful sentences. Begin each sentence with the word beginning with a capital letter. Put a full stop at the end:

1. ride I bicycle my

Answer: I ride my bicycle.

2. came My uncle to the party

Answer: _____

3. play the in park Children

Answer: _____

4. runs Ravi fast

Answer: _____

5. happy a bicycle to get I was

Answer: _____

6. goes round and round wheel The

Answer: _____

7. sitting on the bench is She

Answer: _____



14-E

Read and Enjoy the Poem

Soldier, Soldier

Soldier, soldier,
Come to me.
Soldier, soldier,
Left then right.
 Swing those arms,
 Lift those knees.
 We can play till night.
Soldier, soldier,
Lift your chin.
Puff your chest,
Tummy in.
 All my squadron
 Must look smart,
 Marching well,
 I think is an art.

Randall Davis Barfield

14-F

Activity

The students can be made to act like soldiers by commanding them to move their arms left and right, to make them turn right, turn left, turn round, salute and jump up etc.



LESSON-16

Simple Composition

The teacher should explain to the students that :1. Every sentence and every proper noun begins with a Capital Letter (A, B, C). 2. They should put a Full Stop (.) at the end of every simple sentence and a Question Mark (?) at the end of every question.



Complete the following sentences with the help of your teacher:

(I) My Father

1. My father is a _____.
2. His name is Mr. _____.
3. He is _____ years old.
4. He is very _____.
5. He brings _____ for us.
6. He loves _____ very much.
7. _____.

Paste your
father's
photograph

(II) My Mother

1. My mother is a _____.
2. Her name is _____.
3. She is _____ years old.
4. She is very _____.
5. She cooks _____ for us.
6. I _____ her very much.
7. _____.

Paste your
mother's
photograph

(III) My Friend

1. _____ is my friend.
2. He/She is my _____.
3. He/She is a good _____.
4. His/Her house is near our _____.
5. We _____ together.
6. I like _____ very much.
7. _____.

Paste your
friend's
photograph



15-B

Learn the following and write similar lines on your bag, pencil, doll, kite, cycle etc.

(I) My Book

This is my book.
It has ten stories and five poems.
It has many pictures.
It is very beautiful.
I read it daily.
I learn many things from it.
I like it very much.



(II) My House

This is my house.
It is very big and beautiful.
It has three bed rooms.
It has one drawing room.
It has a big kitchen.
It has two bathrooms.
It has a big courtyard.
I live in it with my family.



(III) My pen

I have a beautiful pen.
Its colour is grey.
It writes very fast.
It cost me ten rupees.
I like it very much.
I keep it in my bag.





LESSON - 17

My School



I read in Government Elementary School, Rampur. It has a beautiful building. It has ten class rooms. The rooms are airy. It has a big library. There are many books in it. We go to the library daily. We read books and newspapers in the library. The next room is the computer room. There we get computer training. The Principal's office is near the gate of the school. Our Principal is a kind lady. Our teachers are intelligent and hard working. They love us like their own children. There is a big play ground in the school. We play many games in it. There are many trees in our school. We sit under the shade of these trees in summer. We study, play, eat and enjoy ourselves in the school. I like my school very much.



16-A

Answer the following questions:

1. What is the name of your school?

Ans. The name of _____

2. What do you do in the library?

Ans. We read _____

3. What do you do in the play ground?

Ans. We play _____

4. Where do you sit in summer?

Ans. We sit under _____

5. Where is the office of the Principal?

Ans. The office of the Principal is _____

6. How many class rooms are there in your school?

Ans. There are _____

16-B

Activity

Write the following in Capital Letters:

1. Name of your school _____

2. Name of your school principal _____

3. Name of your class teacher _____

4. Names of five class fellows _____



16-C

Read and Enjoy the Poem

Fight and Lose, Unite and Win



Left and Right were going to fight,
They crossed their swords in the night.
Left and Right were equally strong.
Left and Right were equally wrong!
Left and Right grew tired of the fight,
So they all shook hands,
And said Good night.

Exercise

Find out and write the opposites of the following words from the poem:

- | | | | |
|-----------|-------|---------|-------|
| 1. wrong | _____ | 2. left | _____ |
| 3. weak | _____ | 4. day | _____ |
| 5. coming | _____ | 6. bad | _____ |



LESSON - 18

Months of the Year	
January	July
February	August
March	September
April	October
May	November
June	December

Days of the Months

30 days hath September, April, June and November;

All the rest have 31, Excepting February alone,

Which only has but 28 days clear,

And 29 in each leap year.

Answer the following questions:

1. How many months are there in a year?
2. How many days are there in the month of January?
3. How many days are there in the month of September?
4. How many days are there in the month of November?



LESSON - 19

Good Habits and Good Manners

Check how many of these do you practise in your daily life.
The teacher may ask the students to raise their hands at every thing practised by them.

A

1. Get up early in the morning.
2. Brush your teeth.
3. Take bath daily.
4. Wear clean clothes.
5. Keep your bag ready.
6. Reach your school in time.
7. Greet your teachers.
8. Listen to the teacher carefully.
9. Don't make noise in the class.
10. Keep your class room clean.

B

1. Respect your elders.
2. Speak sweet words.
3. Help your mother in her work.
4. Keep your things at the proper place.
5. Eat home-made fresh food.
6. Keep your hands and feet clean.
7. Do everything in time.
8. Do your homework daily.
9. Obey the rules.
10. Always keep smiling.



LESSON - 20

Read, Enjoy and understand the Poem

Baa-Baa, Black Sheep

Baa-baa, black sheep,

Have you any wool?

Yes, sir, yes, sir,

Three bags full;

One for the master,

And one for the dame,

And one for the little boy

Who lives down the lane.



Exercise

Tick (✓) the right answer and write it on the dotted line:

- Which animal gives us wool?
a) goat b) sheep c) cow
- What is the young one of a sheep called?
a) lamb b) chick c) pup
- What is the meaning of the word 'dame'?
a) lady b) man c) dog
- How does a sheep cry?
a) mew-mew b) bou-bou c) baa-baa



LESSON - 21

Quick Revision and Test Exercises - A

Answer the following questions (Oral and Written Practice):

1. How do you do?

Ans.

2. How is your grandfather now?

Ans.

3. In which class does your sister read?

Ans.

4. Which city do you live in?

Ans.

5. How do you reach your school?

Ans.

6. What do you take in your breakfast?

Ans.

7. Do you drink milk daily?

Ans.

8. Do you have a cow in your house?

Ans.

9. Do you have a hand pump in your house?

Ans.

10. Do you help your mother in her work?

Ans.



Quick Revision and Test Exercises - B

Answer the following questions:

1. How many days are there in a week?

Ans.

2. Which is the first day of the week?

Ans.

3. The name of which day begins with F?

Ans.

4. Which day is a holiday?

Ans.

5. How many months are there in a year?

Ans.

6. Which is the last month of the year?

Ans.

7. The name of which month begins with A?

Ans.

8. The name of which two months begins with M?

Ans.

9. Which month has the minimum number of days?

Ans.

10. In which month were you born?

Ans.



Quick Revision and Test Exercises - C

Answer the following questions:

1. How many hands do you have?

Ans.

2. How many fingers are there in both the hands?

Ans.

3. What do you do with your legs?

Ans.

4. Which part of your body helps you to smell?

Ans.

5. What part of your body do you use for eating?

Ans.

6. Which part of your body helps you to taste things?

Ans.

7. How do you see things?

Ans.

8. How do you hold your pencil while writing?

Ans.

9. How do you chew your food?

Ans.

10. Where does your father wear a watch?

Ans.



Quick Revision and Test Exercises - D

Answer the following questions:

1. What is the colour of milk?

Ans.

2. What is the colour of blood?

Ans.

3. What is the colour of gold?

Ans.

4. What is the colour of a rose?

Ans.

5. What is the colour of a crow?

Ans.

6. What is the colour of a parrot?

Ans.

7. What is the colour a buffalo?

Ans.

8. What is the colour of the sky?

Ans.

9. How many colours are there in our National Flag?

Ans.

10. How many colours are there in a rainbow?

Ans.



Quick Revision and Test Exercises - E

Answer the following questions:

1. Name the National bird of India.

Ans.

2. Which fruit is called the king of fruits?

Ans.

3. Which animal is called the king of the forest?

Ans.

4. Which bird has a red beak?

Ans.

5. Which is the biggest animal of the earth?

Ans.

6. Which animal is the best friend of a farmer?

Ans.

7. Which animal is used for riding?

Ans.

8. Which vegetable can bring tears to your eyes while cutting?

Ans.

9. Which vegetable can be used in many other vegetables?

Ans.

10. Which fruit grows in bunches?

Ans.